

# INVESTOR REPORT

---

As of December 2016

*Prepared by*

**A BETTER CHICAGO**

---



600 West Van Buren  
Suite 510  
Chicago, IL 60607

☎ 312.674.7090  
✉ [info@abetterchicago.org](mailto:info@abetterchicago.org)  
💻 [abetterchicago.org](http://abetterchicago.org)

📘 [abetterchicago](https://www.abetterchicago.org)  
📷 [@\\_abetterchicago](https://www.instagram.com/_abetterchicago)  
📺 [abetterchicago](https://www.youtube.com/abetterchicago)

## MISSION

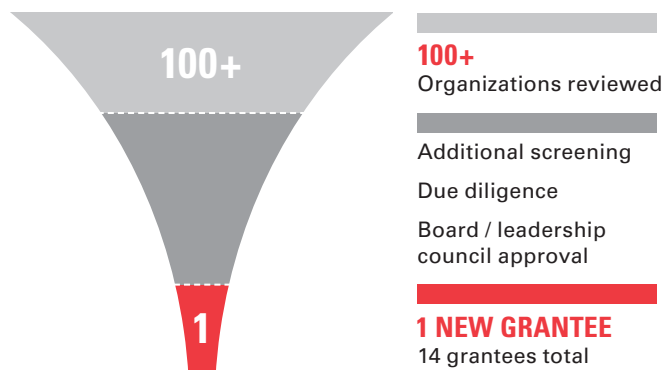


A Better Chicago is a venture philanthropy fund devoted to dramatically improving educational opportunities for low-income students. We provide funding and management support to a select portfolio of high-performing nonprofits that are putting low-income students on a path toward high school and college success.

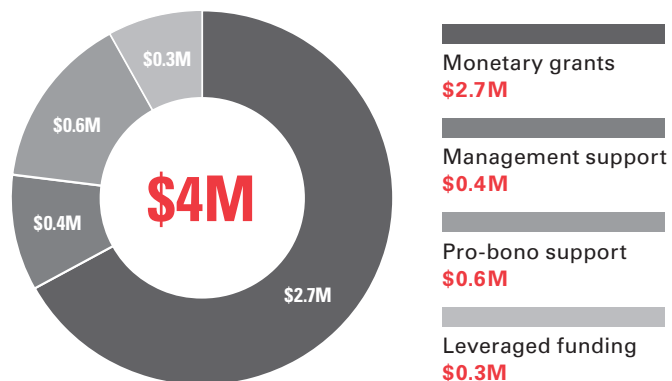
## INVESTMENT ACTIVITY: JANUARY – DECEMBER 2016



### ORGANIZATIONS SCREENED



### VALUE PROVIDED TO PORTFOLIO



## PORTFOLIO CHANGES: JANUARY – DECEMBER 2016



### PORTFOLIO ADDITION



In December 2016, we added National Louis University's Harrison Professional Pathways Program to our portfolio. The program provides critical wraparound supports to empower low-income, first-generation college students to earn a bachelor's degree.

The model focuses on personal, professional and academic support offered at a significantly reduced tuition rate. Early results for the program's first class of students are strong, showing students persist to their second year at a rate of 78 percent, outperforming a 56 percent persistence rate for comparable Chicago Public Schools graduates enrolled in college.


With compelling early results, strong leadership, sound financial operations and great potential to scale, we are excited to support the program with growth capital and management support.

## VALUE ADD: JANUARY – DECEMBER 2016



A Better Chicago partners with top-tier companies and industry experts to help our grantees tackle their most pressing strategic and operational challenges.

### MANAGEMENT SUPPORT FOR GRANTEEES



### RECENT HIGHLIGHTS

**OneGoal** worked with **Bellwether Education Partners** to complete a national strategic plan in late 2016. **A Better Chicago** supported the effort by playing an active role in the project's steering committee, providing thought leadership throughout the project and covering 50 percent of the fees.

With the support of **A Better Chicago**, **One Million Degrees (OMD)** is partnering with **University of Chicago Urban Labs** to complete a multi-year, randomized control trial. This study will be the largest evaluation of its kind and will provide valuable insights to enable improvement and further growth. **A Better Chicago** helped **OMD** plan and secure funding and continues to serve as a thought-partner throughout the study.

## PORTFOLIO PERFORMANCE



As part of our strategic plan launched in 2015, A Better Chicago established portfolio-wide performance targets in two areas: student achievement and scale.

### STUDENT ACHIEVEMENT

Details of our 2025 student achievement targets and 2016 portfolio performance are presented in the dashboard below. While our ultimate goal is college graduation, we track a range of indicators along the education continuum to understand whether or not the students served by our grantees are on track for college success. Additionally, the dashboard compares our portfolio targets and results to key external benchmarks.

KEY INDICATORS OF STUDENT SUCCESS	2025 PORTFOLIO TARGET	2016 PORTFOLIO ACTUAL	PORTFOLIO BENCHMARK*	CHICAGO AVERAGE	NATIONAL AVERAGE
College graduation rate of 9th graders (2-year or 4-year college)	60%	35%	14%	16%	27%
College graduation rate of enrollees (2-year or 4-year college)	70%	47%	30%	39%	47%
College enrollment rate of high school graduates	95%	88%	60%	58%	69%
High school graduation rate of 9th graders	90%	84%	76%	74%	83%
Average ACT score	22.0	19.7	16.8	18.4	20.8
Freshman On-Track	92%	87%	86%	87%	82%**
Attendance	95%	94%	92%	93%	94%**
Proficient in 8th grade reading					
Percent meeting or exceeding average growth	70%	57%	66%	67%	50%
Percent at or above average performance	60%	65%	63%	73%	50%
Proficient in 8th grade math					
Percent meeting or exceeding average growth	70%	65%	64%	67%	50%
Percent at or above average performance	60%	60%	52%	66%	50%
Proficient in 3rd grade reading					
Percent meeting or exceeding average growth	70%	50%	53%	59%	50%
Percent at or above average performance	60%	49%	43%	55%	50%
Proficient in 3rd grade math					
Percent meeting or exceeding average growth	70%	52%	52%	60%	50%
Percent at or above average performance	60%	51%	39%	54%	50%

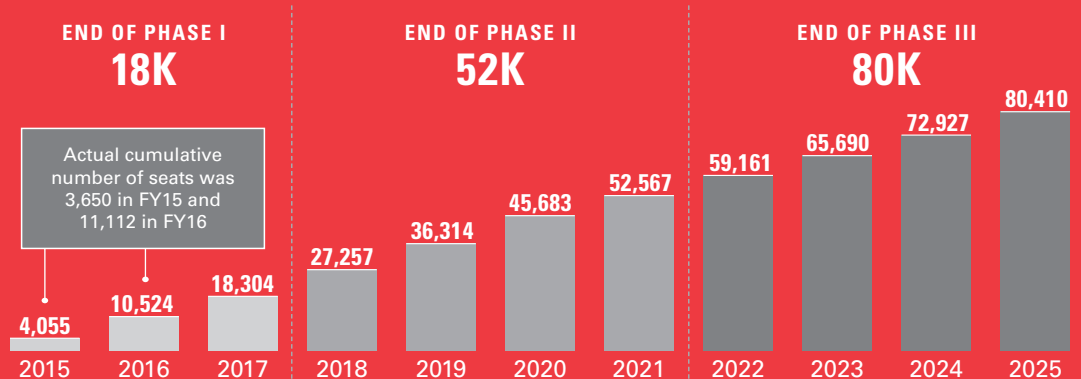
\*"Portfolio benchmark" shows the performance of students with demographic and socioeconomic characteristics similar to those of the students served by our grantees. We developed this benchmark to more accurately reflect our portfolio's impact on the students it serves.

\*\*Illinois data (national benchmark unavailable).

Sources: Chicago Public Schools, Northwest Evaluation Association, Illinois State Board of Education, ACT, U.S. Department of Education National Center for Education Statistics, The University of Chicago Consortium on School Research, City Colleges of Chicago.

### SCALE

By 2025, A Better Chicago will help its portfolio organizations increase their service capacity by 80,000 students. This graph details our projected cumulative targets by year and phase.





## GROWTH FUND

Significant investments to grow successful organizations with strong track records

### Bottom Line Chicago

**Description:** Six-year college access and persistence program with personalized one-on-one guidance and mentoring

**Investment to date:** \$624K

**Students served:** 682

### Chicago Scholars

**Description:** Seven-year college access and persistence program for academically ambitious low-income students

**Investment to date:** \$300K

**Students served:** 2,042

### KIPP Chicago Schools

**Description:** National charter school network operating six open enrollment public schools serving grades K–eighth

**Investment to date:** \$2.07M

**Students served:** 2,436

### LEARN Charter School Network

**Description:** Local charter school network operating 10 open enrollment public schools serving grades K–eighth

**Investment to date:** \$2.95M

**Students served:** 4,058

### Noble Network of Charter Schools

**Description:** Local charter school network operating 17 open enrollment public high schools

**Investment to date:** \$1.1M

**Students served:** 12,116

### OneGoal - Chicago

**Description:** Three-year college access and success program implemented by high school classroom teachers

**Investment to date:** \$3.05M

**Students served:** 3,536

### One Million Degrees

**Description:** Wraparound support providing low-income community college students with academic, financial and personal supports

**Investment to date:** \$2.0M

**Students served:** 687

### Reading In Motion

**Description:** Arts-based, early literacy curriculum and coaching support implemented by elementary school classroom teachers

**Investment to date:** \$1.07M

**Students served:** 4,000

## VENTURE FUND

Seed investments in promising, early-stage models with strong leaders

### College Possible Chicago

**Description:** Six-year college access and persistence program for low-income high school and college students implemented by AmeriCorps volunteers

**Investment to date:** \$325K

**Students served:** 345

### GROWCommunity

**Description:** Neighborhood school transformation initiative with a focus on high school

**Investment to date:** \$148K

**Students served:** 2,470

### Harrison Professional Pathways Program

**Description:** Highly supportive and affordable bachelor's degree program at National Louis University

**Investment to date:** \$400K

**Students served:** 379

### Intrinsic Schools

**Description:** Local charter school operating one open enrollment public school serving grades seventh through twelfth

**Investment to date:** \$240K

**Students served:** 989

### SAGA Innovations

**Description:** High dosage, in-school tutoring for students at risk of falling behind academically

**Investment to date:** \$271K

**Students served:** 1,478

### Strive for College

**Description:** Virtual college advising platform to provide college access mentoring for low-income students

**Investment to date:** \$100K

**Students served:** 691