

INVESTOR REPORT

As of December 2015




Prepared by




A BETTER CHICAGO

*transforming education
by transforming philanthropy*



600 West Van Buren
Suite 510
Chicago, IL 60607

 312.674.7090
 info@abetterchicago.org
 abetterchicago.org

 [abetterchicago](https://www.facebook.com/abetterchicago)
 [@_abetterchicago](https://twitter.com/_abetterchicago)
 [abetterchicago](https://www.instagram.com/abetterchicago)

MISSION

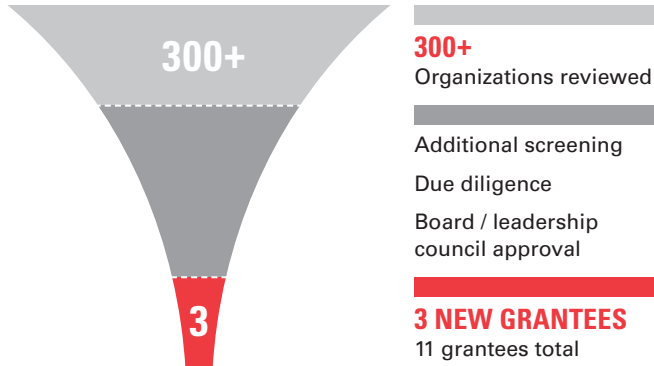


A Better Chicago is a venture philanthropy fund devoted to dramatically improving educational opportunities for low-income students. We provide funding and management support to a select portfolio of high-performing nonprofits that are putting low-income students on a path toward high school and college success.

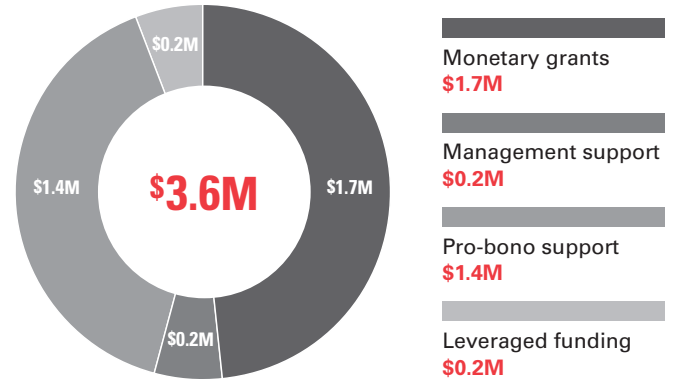
INVESTMENT ACTIVITY - LAST 12 MONTHS



ORGANIZATIONS SCREENED



VALUE PROVIDED TO PORTFOLIO



PORTFOLIO CHANGES - LAST 12 MONTHS



PORTFOLIO ADDITIONS

Growth Fund: Significant investments to grow successful organizations with strong track records



The Noble Network of Charter Schools is one of the highest performing charter school networks in the country, serving over 10,000 students across 15 high schools and one middle school.



We exited two relationships that are not aligned with our strategic plan objectives. Upwardly Global is focused on job placement rather than educational attainment, and Citizen Schools experienced slower than expected growth.

Venture Fund: Seed investments in promising, early stage models with strong leaders



We added two grantees to Venture Fund (formerly known as Project Impact) for two years of financial and management support.



We completed the one-year grant terms for The Dovetail Project and Voxel as part of the Venture Fund.

VALUE ADD - LAST 12 MONTHS



A Better Chicago partners with top-tier companies and industry experts to help our grantees tackle their most pressing strategic and operational challenges.

MANAGEMENT SUPPORT FOR GRANTEEES



RECENT HIGHLIGHTS

Bain & Company collaborated with A Better Chicago to develop a multi-year business plan and fundraising strategy to help **One Million Degrees** reach its ambitious growth targets.

A Better Chicago has helped **LEARN** build its executive team, which includes hiring a Chief Talent Officer, Chief Academic Officer & Chief Financial Officer. Our pro bono partner, **Heidrick & Struggles**, led LEARN's search for a Chief Financial Officer.

PORTFOLIO PERFORMANCE



As part of our strategic plan launched in 2015, A Better Chicago has established portfolio-wide performance targets in two areas—student achievement and scale.

STUDENT ACHIEVEMENT

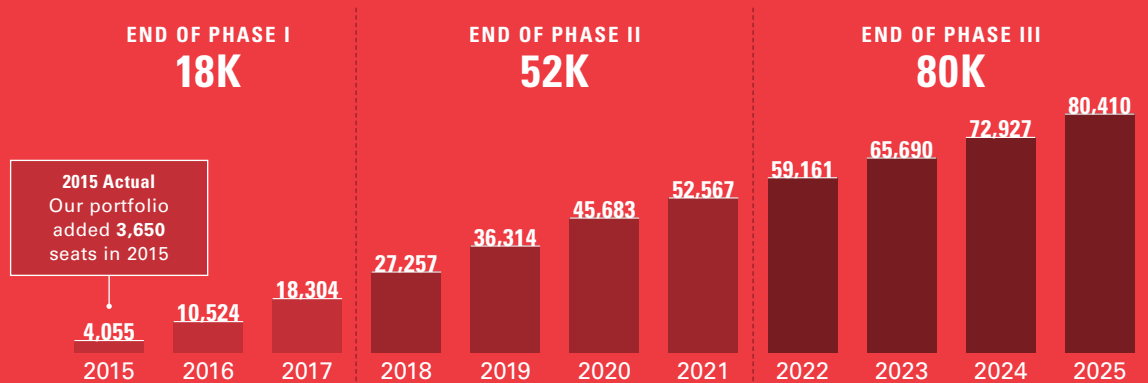
The below dashboard details our student achievement targets for 2025. While our ultimate goal is college graduation, we track a range of indicators along the education continuum to understand whether our students are on track for college success. Additionally, the dashboard compares our 2025 targets and current performance to city and national benchmarks.

| KEY METRICS TO ACHIEVING HIGH SCHOOL & COLLEGE SUCCESS | CHICAGO AVERAGE | NATIONAL AVERAGE | ABC PORTFOLIO | |
|--|-----------------|------------------|---------------|-------------|
| | | | 2025 TARGET | 2015 ACTUAL |
| PROFICIENT IN 3RD GRADE READING | | | | |
| Percent meeting or exceeding average growth | 51% | 50% | 70% | 50% |
| Percent at or above average performance | 51% | 50% | 60% | 49% |
| PROFICIENT IN 3RD GRADE MATH | | | | |
| Percent meeting or exceeding average growth | 56% | 50% | 70% | 51% |
| Percent at or above average performance | 51% | 50% | 60% | 50% |
| PROFICIENT IN 8TH GRADE READING | | | | |
| Percent meeting or exceeding average growth | 61% | 50% | 70% | 55% |
| Percent at or above average performance | 64% | 50% | 60% | 57% |
| PROFICIENT IN 8TH GRADE MATH | | | | |
| Percent meeting or exceeding average growth | 61% | 50% | 70% | 50% |
| Percent at or above average performance | 55% | 50% | 60% | 53% |
| ATTENDANCE | | | | |
| FRESHMEN ON TRACK | 93% | 94%* | 95% | 94% |
| FRESHMEN ON TRACK | | | | |
| AVERAGE ACT SCORE | 84% | 83%* | 92% | 83% |
| AVERAGE ACT SCORE | | | | |
| HIGH SCHOOL GRADUATION RATE OF 9TH GRADERS | 18.2 | 21.0 | 22.0 | 20.3 |
| HIGH SCHOOL GRADUATION RATE OF 9TH GRADERS | | | | |
| COLLEGE ENROLLMENT RATE OF HIGH SCHOOL GRADUATES | 70% | 82% | 90% | 83% |
| COLLEGE ENROLLMENT RATE OF HIGH SCHOOL GRADUATES | | | | |
| COLLEGE GRADUATION RATE OF 9TH GRADERS (2-YR OR 4-YR) | 59% | 68% | 95% | 87% |
| COLLEGE GRADUATION RATE OF 9TH GRADERS (2-YR OR 4-YR) | | | | |
| COLLEGE GRADUATION RATE OF 9TH GRADERS (2-YR OR 4-YR) | 15% | 26% | 60% | 24% |

Note: *Illinois data (national benchmark unavailable). Sources: Chicago Public Schools, Northwest Evaluation Association, Illinois State Board of Education, ACT, U.S. Department of Education National Center for Education Statistics, The University of Chicago Consortium on Chicago School Research, City Colleges of Chicago

SCALE

By 2025, A Better Chicago will help its portfolio organizations increase their service capacity by 80,000 students. This graph details our projected cumulative targets by year and phase.





GROWTH FUND

Significant investments to grow successful organizations with strong track records

BOTTOM LINE

Program Type:

College access and persistence

Description: College success counseling for first-generation, at-risk students

Investment: \$220K + management support (since 2014)

FY15 students served in Chicago: 157

GENESYS WORKS

Program Type:

College access

Description: Training and internships for economically disadvantaged students

Investment: \$350K + management support (since 2012)

FY15 students served in Chicago: 175

KIPP CHICAGO SCHOOLS

Program Type:

Charter school (K-8)

Description: Operating 4 open enrollment public schools

Investment: \$450K + management support (since 2013)

FY15 students served in Chicago: 1,228

LEARN CHARTER SCHOOL NETWORK

Program Type:

Charter school (K-8)

Description: Operating 8 open enrollment public schools

Investment: \$1,175K + management support (since 2011)

FY15 students served in Chicago: 3,501

NOBLE NETWORK OF CHARTER SCHOOLS

Program Type:

Charter school (6-12)

Description: Operating 15 open enrollment public schools

Investment: \$250K + management support (since 2015)

FY15 students served in Chicago: 10,225

ONEGOAL

Program Type:

College access and persistence

Description: Preparing under-performing high school students to enroll in and complete college

Investment: \$790K + management support (since 2011)

FY15 students served in Chicago: 1,876

ONE MILLION DEGREES

Program Type:

College persistence

Description: Providing low-income community college students with academic, financial and personal support

Investment: \$575K + management support (since 2013)

FY15 students served in Chicago: 252

READING IN MOTION

Program Type:

Early education

Description: Using arts to drive reading improvements for young students

Investment: \$550K + management support (since 2013)

FY15 students served in Chicago: 4,600

VENTURE FUND

Seed investments in promising, early stage models with strong leaders

COLLEGE POSSIBLE

Program Type:

College access and persistence

Description: College access and success coaching for low-income high school and college students

Investment: \$100K (since 2015)

FY15 students served in Chicago: n/a (new program)

INTRINSIC SCHOOLS

Program Type:

Charter school (7-12)

Description: Operating an open enrollment public charter school that uses blended, personalized learning

Investment: \$50K (since 2015)

FY15 students served in Chicago: 449

STRIVE FOR COLLEGE

Program Type:

College access

Description: College access mentoring for low-income high school students

Investment: \$100K (since 2015)

FY15 students served in Chicago: n/a (new program)